

Editor:

Richard Schumacher

Cover Photograph:

Richard Schumacher

This Issue's Contributors:

Richard Schumacher

Michael Thomas

Your name could be here!

Articles, photos and any other materials for publication are to be sent to the Editor. No payment can be made for publication of any materials. Regular issues are published quarterly: Spring, Summer, Fall and Winter. Subscription to the RPO is one of the services provided by membership in the Gateway Division. Send membership applications and renewals to the Division Treasurer.

Any item may be reproduced by other NMRA publications, unless specifically restricted, as long as author and source credit is included. Advertising of interest to our membership is accepted for publication in the RPO. Contact the Editor or Treasurer for current rates and artwork size information. Please send submissions, suggestions, letters, and address corrections to:

Editor, The RPO
Gateway Division NMRA
PO Box 510305
St. Louis MO 63151-0305

Articles may be submitted as handwritten, typed, plain unformatted text on disk, or plain text via email to rpo@gatewaynmra.org; photo submissions may be made as hi-res digital files, 35mm slides or negatives or as prints.

All content is Copyright © 2005 Gateway Division NMRA unless otherwise noted.

Visit our website at www.gatewaynmra.org

In This Issue

Superintendent's Desk	2
Division Holiday Party	4
Division Officers	4
Gateway Division 2005 Fall Meet	5
Gateway Central XII	6
NMRA Railpass	20

On the Cover

Aerial view of the Gateway Central XII (2005) project railroad. HO scale, 4'x7', river port switching with continuous run. See the layout photo tour starting on page 6. Photo by Richard Schumacher.

Superintendent's Desk

by Mike Thomas

This is the first issue of the RPO to go out to the entire newly-expanded membership of the Gateway Division of the NMRA. If you live within our boundaries – zip codes 62001 through 62299, 62410, 62434, 62436, and 62801 through 62999 in Illinois and 63001 through 63399 in Missouri – and are a member of the NMRA, then you are automatically a member of the Gateway Division. If you haven't been active in the Gateway Division before now, we welcome you.

Among your rights as a member of the Division, you may run for office, and may vote in elections. Enclosed with this mailing is a post-card ballot which you should mark, stamp, and return. We do not, this year, have any contested races, and so we have not asked the candidates to write position statements; I can assure you that everyone who has agreed to run has a history of volunteer work with the Division, including holding office. As always, space is provided for you to cast a write-in vote if you wish.

You are also welcome to attend our monthly clinic and business meeting, which is (almost always) held on the third Monday of each month at 7:00 pm. We alternate locations between west St. Louis County (Trinity Lutheran Church, 14088 Clayton Road, at the southeast corner of Clayton and Highway 141) and O'Fallon, Illinois (the VFW hall at 221 West First Street) so that all of our far-flung members have a fair chance of getting to a meeting. The Illinois meetings are in February, April, June, August, October, and December and the Missouri meeting are in January, March, May, July, September and November.

The November meeting is always our holiday party and pot-luck, which a good many spouses attend. To keep the party festive we skip the business meeting and the clinic is generally a video or slide show of a good scenic railfan trip shot by one of our members – who have shown us everything from excursions on the Alaska Railroad to live steam in Zimbabwe, and most points in between.

It's important to note that this year's holiday party will be the **second** Monday, November 14, instead of the usually third Monday, in order to avoid crowding too much into Thanksgiving week. We will once again be in the gym at Trinity Lutheran, and you should bring a salad, side dish, or desert to share. Let Jim Anderson know if you expect to attend so he can be sure enough tables and chairs get set out; if you don't see him at the October meeting, give him a call at 636-394-1305.

If you'd like to receive a post card each month reminding you that a meeting is coming up (we usually put them in the mail about a week before the meeting) we'll put you on the regular mailing list, but we have to ask you for a \$3.00 subscription fee to cover the cost of postage. That same annual subscription fee will also bring you all four issues of

the *RPO*. Subscription checks made out to "Gateway Division NMRA" may be mailed to our Paymaster, Dave Lyon, at 284 Oakleigh Woods Drive, Ballwin, MO 63011.

Whether you pay a subscription fee or not, you'll continue to receive this one issue of the *RPO* each year, which will keep you in touch with some of what the Division is doing. We will also mail you a membership directory listing addresses, phone numbers, and email addresses for all of our members. If you want even more information, you can always check our website www.gatewaynmra.org for announcements, calendar of events, model and prototype photos, and a great deal more – we even have maps (courtesy of Expedia.com) of how to find our monthly meetings!

Another benefit of membership is our occasional purchase of bulk quantities of some common modeling supplies. In the past it's been Jay-Bee wheelsets and Boley vehicles. Right now we're taking orders for Intermountain metal wheelsets, which are available in 33" and 36" sizes in HO (\$6 per 12-axle pack), 33" and 36" sizes in N scale to fit standard trucks and 33" diameter for Micro-Trains trucks (\$5 per 12-axle pack), and 33" diameter in O scale (\$6 per pack). Hank Kraichely has kindly volunteered to keep track of orders, so if you're interested in quality insulated brass wheelsets, give Hank a call (636-394-5151) or see him at the next meeting. Hank will also be ordering additional wheelsets 'on spec' so even if you don't pre-order he may be able to supply what you need – just one more reason to turn up at a monthly meeting!

And before I close out this column, I want to encourage everyone to attend our Fall Meet on Saturday, November 5, at Trinity Lutheran Church. We get under way at 9:00 am with coffee and donuts, and we'll have clinics, display layouts (the MZ&D 'Big Bridge' layout from Quincy, the local

Free-Mo modular group, and our own Gateway Central XII project layout – which is featured in this issue), a popular vote model and photo contest, 40 tables of vendors' merchandise, door prizes, and end the day with home layout tours. If you'd like to enter a model in the contest (anyone may enter their models and photos), you can speed up the entry process by having the paperwork filled out in advance; the contest entry form is available on our website (the "NMRA Contest Entry Form #901" link is in the right sidebar column halfway down on <http://www.gatewaynmra.org/trainshow.htm>) so you can download it, print it out, fill it in, and bring it with you. This meet is open to the public, so bring family and friends. Admission is \$4, with children age 12 and under admitted free. More information on the Fall Meet is available, as always, on our website.

Again, welcome to the expanded membership of the Gateway Division. We have a lot to offer and a lot to do, and we hope you'll be an active part of it.

Mike Thomas, 314-664-0680
mthomas@speakeasy.net

Coming Next Issue

Gateway Division 2005 Fall Meet contest winners and a preview of the Gateway Central XIII (2006) project layout.



Find signs to print for your model railroad at www.gatewaynmra.org/download.htm

Division Holiday Party

All Gateway Division members are welcome to attend our annual holiday party!

November 14, 2005, the second Monday
7:00 pm at Trinity Lutheran Church
(see our website for maps and directions)

Bring a salad, side dish or desert to share.

Let Jim Anderson know if you expect to attend; if you don't see him at the October meeting, give him a call at 636-394-1305.

Division Officers

Gateway Division

Annual Fall Meet 2005

Our Annual Gateway Division Fall Model Railroad Meet and Train Show will be held **November 5, 2005**, 9 am to 3 pm, at Trinity Lutheran Church in West St. Louis County (Clayton and 141).

Admission:

\$4 per person, children 12 and under free when accompanied by an adult.

The Gateway Division Fall Meet features clinics on model railroading, swap tables, model and photo contests, and home train layout tours.

- Bring your model railroading questions – we'll give you the answers!
- Bring your models to enter in the contests.
- Bring your model railroad or prototype train photos to enter in the photo contests.
- Grand prize drawing for a Life-Like Santa Fe powered E8A & B.
- Browse the swap tables for that model you're looking for.
- Enter the drawing to win the Gateway Central 2005 4x7 complete HO layout with a harbor scene, custom structures, 2 locomotives (one with sound), numerous freight cars, and control system (\$1 per chance). The layout winner will be selected at this event.
- Go on self-guided tours of local model railroad layouts.
- Vote for your favorite models and photos.
- See the MZ&D modular layout (from Quincy, IL) on display.

For more information on this event, contact Hank Kraichely, (636) 394-5151.

Attend Model Railroading Clinics, Talk Trains

Help yourself to coffee and donuts (for as long as they last), look over what's being offered at the swap tables, check to see if you've won a door prize, take your pride-and-joy model or photo to the contest room, and settle down in one of the clinic rooms and learn something new.

A railroad clinic is a presentation on some particular aspect of model railroading or prototype railroading (the real thing). Usually a clinic runs from 45 minutes to an hour long and may allow time for questions. Model railroaders love to share their experience with others through demonstrations, slides, samples, and even hands-on/try-it-yourself presentations. This "how to" aspect is one of the best ways to learn about the many facets of modeling. Clinics on present-day railroads, as well as long-gone and merged railroads, provide background on how the real railroads do things, from operations to laying track and building stations to the kinds of equipment and freight or passenger service to be found. They help the modeler to build and operate a more realistic railroad.

Watch the Construction of a Small Model Railroad Layout

Throughout the Fall Meet, the Gateway Central Crew will be working on the next Gateway Central project railroad. See firsthand modeling techniques by local experts, ask questions, learn how to ballast, wire, create scenery, detail scenes, and plant model trees. Ask questions, watch what they are doing, and offer to help!

Home Layout Tours

Some members will open their homes to tours on Saturday afternoon and evening, beginning around 4 pm. Directions (maps) and information about these layouts will be available at the Fall Meet.

Gateway Central XII


text and photos by Rich Schumacher

Bob Boedges and Mike Satke created our latest Gateway Central project railroad. This was a new direction for both our project railroads and the builders – this is our first harbor scene, and Bob and Mike normally model in N scale.

This 4'x7' portable HO scale layout used the foamboard over a lightweight wood frame construction of other recent project railroads, but added a Masonite bottomed harbor area in the layout's center. Trackwork is Atlas code 83 flex track with Atlas and Walthers turnouts operated by Caboose Industries ground throws.

The riverport is the central theme of this layout, featuring a grain elevator and barge loading conveyor system, a dock, an oil trans-shipment terminal and storage facility, and a canning plant. The harbor is accessed through a lift bridge at one end of the layout, which was kitbashed from Atlas bridge parts. A kitbashed river towboat, and grain and oil barges, completes this rail-water layout.

Gateway Central XII Layout Tour



This side of the layout has the only passing siding and a small yard (at right) with a switchback siding to Peter Piper's Pickled Perch Packing Plant (at left). Although the harbor acts as a scenic divider, you can best view the details of the barges and grain elevator from this side. The 4'x7' size is the largest layout that would fit in the trucks available for Bob and Mike to transport the layout.

A Bachmann E-Z Command DCC throttle controls the engines on this layout, one of which is sound equipped. Care needed to be taken selecting the rolling stock, as the freight cars have to navigate the tight 18" radius curves.

Mike and Bob have created a truly unique model railroad – each structure has been custom kitbashed for this layout. Everywhere you look you will find a wealth of added details – from figures in conversation to scratchbuilt railroad crossing signs. This is the 14th model railroad built by the Gateway Division – and another great success.


Color versions of these photos may be viewed on the Gateway Division website (www.gatewaynmra.org).

Win this entire model railroad!

The drawing for the Gateway Central XII project railroad, including all of the structures and scenery seen here, a DCC throttle, two engines and lots of freight cars, will be held at the Gateway Division 2005 Fall Meet on November 5, 2005. Chances are \$1 each, 6 for \$5.



The mountain end offers a nice vista of the harbor with the lift bridge at the far end, and has an access panel to the tunnel in case of derailments. The mountains were constructed by gluing additional foamboard to the base and carving to shape. Masonite fascias, cut to match the edge of the scenery, add a finished appearance to the edge of layout.



The highway bridge side features sidings to the ADM grain elevator and Gateway Marine Fuels. This side also has nice cross-harbor views, this time of the dock and a kitbashed river towboat. The culvert (at right) was carved out of the foamboard base. The highway bridge is a Rix "Modern Highway Overpass" kit with the piers modified for the steep climb. The turnout under the Soo Line covered hopper provides an interchange siding connection to the "rest of the world" and also an easy way to expand this layout in the future.



The (non functional) lift bridge was kitbashed from Atlas bridge components. It is the focal point of this end of the layout, and effectively divides this scene from the rest of the harbor area. Note the reflection of the grain elevator in the epoxy resin "water." This large of a pour took longer to "dry" than expected – the water was still tacky when the layout was first displayed at the "World's Greatest Hobby" show at the America's Center.



A Bachmann E-Z Command DCC Throttle is used to control the engines on this layout.



The other “focal point” structure on this layout is the kitbashed ADM grain elevator. This structure has a complex conveyor system designed by Mike and Bob for this specific site.



Details of the kitbashed grain barge loading conveyor.






The kitbashed river towboat is moored at the scratchbuilt dock next to the packing plant.



Details of the river towboat.



Figures at work, or in conversation, add to the details and realism of your layout scenes.



Peter Piper's Pickled Perch Packing Plant ships in boxcars and reefers using a siding that runs through the packing plant.





Gateway Marine Fuels office and pump building is a kitbashed Pikestuff model.



Across the harbor entrance from Peter Piper's is the Gateway Marine Fuels oil trans-shipment and storage facility.



The rail siding can hold two tank cars next to the storage tanks. Note the ladders and walkways, and the spillage containment wall surrounding the tanks.




An oil barge is tied up at the trans-shipment complex. A Walthers kit was used to model the elaborate piping on the river side of the office and pump house.




Details are what make the scene. Note the hoses, piping, valves, ladder, barge details and workman on the platform.



The key structures on this layout are the grain elevator with its intricate conveyor system and the harbor entrance lift bridge. Both are fine examples of kitbashing with readily available plastic models – using common parts, but providing a result unique to this layout.





Introducing the best deal in model railroading.

Join the NMRA for 6 months for just \$9.95*! LIMITED TIME OFFER!

- ◆ Have easy access to one of the world's largest railroad libraries...which includes over 100,000 prototype photos, 6,000 books, and over 50,000 modeling, prototype and historical society magazines
- ◆ Experience the fellowship and fun of getting modeling help and discussing the hobby with other members in your area
- ◆ Receive reduced rates on special insurance for your layout or collection
- ◆ Get admission to local model railroad meetings and events
- ◆ Receive 6 monthly issues of Scale Rails magazine
- ◆ Have access to standards info and data sheets
- ◆ Be a part of programs like "Modeling With The Masters," the Pike Registry, Estate Counseling, contests, clinics, the Achievement Program and more!

**So much bang.
So few bucks.**

Sign me up!

Fill out this form, include your payment of \$9.95 (U.S. funds only) and mail it to: NMRA - Rail Pass Membership, 4121 Cromwell Road, Chattanooga, TN 37421-2119. Or sign up online at www.nmra.org.

Name _____

Address _____

City/State/Zip _____

Phone (____) _____

Email _____

Credit Card # _____ Check Credit card

Credit Card Exp _____

Signature _____

*Rail Pass offer is good in the U.S. only and is for new members and those who have not been NMRA members for two years or more. Individuals can only join at Rail Pass rates one time; membership renewal will be at the regular membership rate. Rail Pass members can vote, attend conventions and participate in contests, but cannot hold office and will not receive a New Member Pak.



Visit www.nmra.org to see what you're missing!