

**Editor:**

Richard Schumacher

**Cover Photograph:**

Richard Schumacher

**This Issue's Contributors:**

Michael Thomas

Venita Lake

Dave Bartz

Articles, photos and any other materials for publication are to be sent to the Editor. No payment can be made for publication of any materials. Regular issues are published quarterly: Spring, Summer, Fall and Winter. Subscription to the *RPO* is one of the services provided by membership in the Gateway Division. Send membership applications and renewals to the Division Treasurer.

Any item may be reproduced by other NMRA publications, unless specifically restricted, as long as author and source credit is included. Advertising of interest to our membership is accepted for publication in the *RPO*. Contact the Editor or Treasurer for current rates and artwork size information. Please send submissions, suggestions, letters, and address corrections to:

Editor, The *RPO*  
Gateway Division NMRA  
PO Box 510305  
St. Louis MO 63151-0305

Articles may be submitted as handwritten, typed, plain unformatted text on disk, or plain text via email to [rpo@gatewaynmra.org](mailto:rpo@gatewaynmra.org); photo submissions may be made as 35mm slides, 35mm negatives or as photographic prints.

All content is Copyright © 2003 Gateway Division NMRA unless otherwise noted.

Visit our website at [www.gatewaynmra.org](http://www.gatewaynmra.org)

## In This Issue

Gateway Division Annual Fall Meet ..	2
Tips for DPM "Front Street" Kit .....	4
Gateway Central IX .....	8
Division Minutes .....	17

## On the Cover

Aerial view and track plan of the Gateway Central IX Project Railroad. Read the article for more photos and details. Photo by Richard Schumacher.

## Annual Fall Meet

November 1, 2003

Plan now to attend the Gateway Division Annual Train Show and Model Contest November 1, 2003, 9am to 3pm at Trinity Lutheran Church in West St. Louis County (at Clayton and 141).

Admission: \$3 per person, children 12 and under free when accompanied by an adult.

The Gateway Division Fall Meet features clinics on model railroading, swap tables, model and photo contests, and home train layout tours.

- Bring your model railroading questions and we'll give you the answers!
- Bring your models to enter in the contests.
- Bring your model railroad or prototype train photos to enter in the photo contests.
- Go on self-guided tours of local model railroad layouts.
- Vote for your favorite models and photos.
- See the MZ&D modular layout (from Quincy, IL) on display.

## Attend Model Railroading Clinics, Talk Trains

Help yourself to coffee and donuts (for as long as they last), look over what's being offered at the swap tables, check to see if you've won a door prize, take your pride-and-joy model to the contest room, and settle down in one of the clinic rooms and learn something new.

A railroad clinic is a presentation on some particular aspect of model railroading or prototype railroading (the real thing). Usually a clinic runs from 45 minutes to an hour long and may allow time for questions. Model railroaders love to share their experience with others through demonstrations, slides, samples, and even hands-on/try-it-yourself presentations. This "how to" aspect is one of the best ways to learn about the many facets of modeling. Clinics on present-day railroads, as well as long-gone and merged railroads, provide background on how the real railroads do things, from operations to laying track and building stations to the kinds of equipment and freight or passenger service to be found. They help the modeler to build and operate a more realistic railroad.

We have a few more clinics to schedule, but this is the lineup so far:

**Scenery Basics** by Jim Anderson and Dave Lyon

**Modeling the Herculeum Lead Smelter** by Jerry Smith

**Operations on the Pseudo Soo Line** by Bob Johnson

**Painting Figures** by Rich Laux - hands-on!

Rich Laux, who has painted most of the people for the Gateway Division's project layouts, will be conducting a special hands-on clinic on Painting

Figures. This make-and-take clinic will provide five (5) HO scale unpainted figures, a brush and bottles of paint. The fee is \$14. Advance reservations are required. Reservations can be made by contacting Mike Thomas at 314-771-0680 to reserve a spot. Checks should be made to "Gateway Division - McoR" and mailed to Mike at 4211 Castleman, St. Louis, MO 63110.

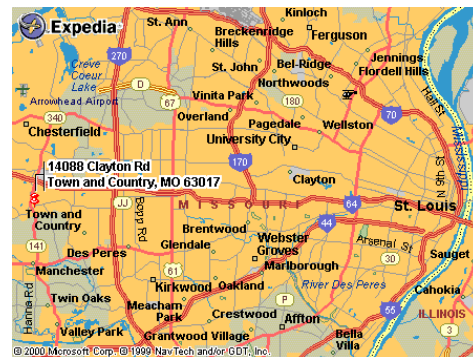
## Watch the Construction of a Small Model Railroad Layout

Throughout the Fall Meet, Master Model Railroader Brad Joseph and his crew will be working on the next Gateway Central project railroad, an N-scale layout built on a door. See firsthand modeling techniques by local experts, ask questions, and learn how to ballast, wire, create scenery, detail scenes, weather buildings and rolling stock, and plant model trees. Ask questions, watch what they are doing, and offer to help!

## Home Layout Tours

Some members of the Gateway Division will open their homes to tours on Saturday afternoon and evening, beginning around 4pm. Directions and information about these layouts will be available at the Fall Meet.

## Map and Directions Online



## DPM "Front Street"

*Assembly tips and techniques for Design Preservation Model's HO kit #243-120*

*text & photos by Richard Schumacher*

Plastic structures offer a wide variety of building styles at very affordable prices, and they continue to improve in quality and detail.

Instructions for simple plastic structures by manufacturers such as Design Preservation Models (DPM), Smalltown USA (Rix), and Atlas range from overly simple to very helpful. Those in recently developed kits seem to be more comprehensive. Following the basic directions (trim the pieces, glue them together, paint if you wish, and add the windows) will probably produce a pretty good structure. A better building can be made, however, by planning ahead,

using the right tools and supplies, and working carefully.

The building assembly described here is for a DPM (Design Preservation Models) "Front Street Building," kit #120. This is an inexpensive but very nice kit, highly recommended as a beginner's structure project.



To begin building any structure, first review the directions, any diagrams, and the parts of the kit. Visualize how the pieces will go together and how you wish to paint them. Consider ways you might individualize your building.



Useful tools include an X-acto knife, scissors, tweezers, files, side-cutting pliers or Xuron rail nipper, and a sheet of 100-grit sandpaper.

Test fit how the kit sides are glued together. This structure butts an edge of one piece to the back of an adjoining wall. The edges are slightly beveled for removal from the manufacturing molds, and they must be sanded square. This is an important step for kits with this type of corner construction as it prevents assembly problems and a very visible and unsightly gap.

Smoothly sand off the bevel, test fitting to ensure the edge is square. Note that one edge usually is plain (for glue) and the other has molded-in detail. Don't sand off the detailed edge!

The back sides of the walls should also be sanded on a flat surface to clean up window openings and assure a good fit, without gaps at the corners or window panes. Casting tabs at the wall bottoms, and small pieces molded together on sprues, may be cut with small nippers or an x-acto knife. The sandpaper technique is used to smooth the wall bottoms. Very small pieces may be left on the sprues until they are painted and touched up. Where a surface will remain unpainted, small parts can be placed on masking tape, sticky side up, for painting and security until they are needed.

Photos showing the truing of the walls required with any DPM 100-series kit are in the "Basics of Building Plastic structures" article on the Division's website. That article shows the step-by-step construction of another DPM kit.

Assemble the four wall sections with Plastruct plastic weld general plastic solvent cement making sure the building is square. Attach the chimney sections to the side walls.



The main doors are recessed behind the front wall. Cut two strips of plastic (provided in the kit) and glue to each side of the door. After the glue sets, adjust the angle of these strips until it matches the door opening. Glue a piece of Walthers or Spectrum sidewalk behind each door opening so the door will match the height of the outside sidewalk later. Glue the door assembly in place. A section of the strip material is glued on the top of the door frame to complete the doorway.

Cut the roof to size with scissors (test cut and fit the size with a piece of notebook paper first, and then cut the roof plastic using the notebook paper as a template. Turn the building upside down, apply glue to the bottoms of the chimneys, and drop the roof in place.



Add the roof support strips on the inside of the building. File the chimney tops flat. Add a leftover strip of roof

plastic at bottom front, aligned flush with the two corners of the buildings. This will complete the blending with the sidewalk.

Completely wash the building with warm water and dishwashing detergent. Allow to air dry. Paint the whole structure, including the top of the roof, with Badger Model-flex 16-87 "DM&IR Maroon." This is easiest done with an airbrush. Make sure not to miss the doors, doorframes, and inside edge of the roof.



Paint the stone cornices, window arches, and window headers and sills with Badger Model-flex 16-103 "Armor Sand." Paint the ironwork on front, the chimney tops, and the back door with 16-01 "Engine Black."

You could also paint all of the window frames on the second floor and back wall with the 16-01 "Engine Black" (although I didn't in these photos).



Add decal signs on the end walls, set with Walthers Solvaset 904-470. The signs on this building were leftover from a Bachmann Spectrum building. Microscale makes a number of building sign decal sets.

Blend the building colors using weathering chalks. Your weathering, like the water which carries it in real life, flows from top to bottom. My favorite weathering chalk is the SMC-901 set by Stoney Mountain. I lightly weathered this structure, emphasizing some streaks down from the chimneys, and rubbed medium gray chalk into the dental molding of the cornices to show off the detail.

Make sure to weather over the decal signs as you do the walls. I left the doors and windows unweathered.




Seal the chalk weathering with a light coat of Testor's 1260 "Dullcote" clear flat lacquer overcoat

Cut clear plastic window material to fit, making sure to test fit each piece. Start with the upper floor on the building front. The Windows were cemented to the back side of the walls with Woodland Scenics "Hob-e-Tac" adhesive. This adhesive holds the windows in place on contact and won't craze or fog them like plastic cements or superglue.

Add strips of masking tape to the inside of the glass to represent shades. I printed on heavy paper a "warehouse interior" from the download section of our website using a color printer and cemented it behind the rear first floor windows.



Cut to size and slide in a piece of black construction paper so you can't see through the building. The black also intensifies the reflections from the glass. I painted the back side of the glass behind the two apartment stairwell doors with Badger Model-flex 16-01 "Engine Black."



I glued two figures in the front windows looking out. On the St. Louis Central layout (where this building is now installed), there is a road construction scene in front of this structure - people would be looking out the windows watching. The front windows are large enough they need some sort of interior.

The two figures, and curved warehouse interior color prints (downloaded from our website), quickly provides a reasonable looking interior.



Whether close-up, or at a distance, the basic interior behind the front windows makes the structure look "complete."

N-scale light brown ballast, to simulate a gravel roof, was glued to the roof with Elmer's white glue. Apply the white glue to the roof, spread evenly so it covers the entire rooftop, and sprinkle with the ballast.



Color high-resolution versions of the photos in this article may be viewed on the Gateway Division website at:

<http://www.gatewaynmra.org/mhslayout/mhs-dpm.htm>

The "Basics of Building Plastic Structures" article may be viewed at:

<http://www.gatewaynmra.org/structure.htm>

## Gateway Central IX

Gateway Division 2002 Project Layout  
*text & photos by Richard Schumacher*

Track plan Copyright © 2001 Richard Schumacher. All commercial rights reserved.

Looking for a small HO scale model railroad track plan? The Gateway Central IX offers lots of switching and train operation possibilities, while still providing a complete mainline loop for just running trains. This layout can be easily expanded in four different directions.

The large buildings divide the layout into separate scenes without the need for a scenic divider. The facing and trailing point sidings, and three crossings, give a "big time railroading" feel in only 4'x6'.



As you follow the train around the loop in these four photos, you'll see how the structures & trackwork arrangement create and reinforce a number of small scenes.

The "railroad avenue" side of the layout features a large REA freight house (with inbound and outbound tracks) at left, a fuel company (right rear) that is switched from this side of the layout, and two industries with separate tracks at right and right front.



The four-lane street enters the layout from this end. The street system is a major structure in itself, made of street, curb, sidewalks and accessories (including streetlamps, telephone poles, fire hydrants, mailboxes, and manhole covers). Light weathering of the traffic lanes, and the yellow centerline, are important in creating a realistic street.




The “industry row” side of the layout has three industries to switch, a lumber yard (at left), a large warehouse (center) and an intricate brewery complex (right). The brick street crossing and railroad crossing make this scene appear larger by dividing it into separate areas.



The Railway Express Agency building was kitbashed from two kits to double the freight house length and add inbound and outbound track docks. This impressive railroad structure was the starting element for this layout’s design. Each dock track holds three 40’ cars. One track is easy to switch, the other requires a little work.

Walthers Cornerstone “Lakeside Shipping”, 933-3084 (two kits)  
 Bar-Mills Wood Billboard Kit “Railway Express Agency”, 171-91302  
 Life-Like SceneMaster “Stake Trucks”, 433-1618  
 IMEX “Ford Railway Express Agency Box Van”, 353-870004  
 modeled by **Don Ayres**


Concrete dock made from leftover sidewalk sections of Dept. Store kit  
 Dock raised on two sections of Atlas cork roadbed, hot-glued in place  
 Life-Like SceneMaster “Forklift w/Crates & Barrels”, 433-1619  
 modeled by **Rich Schumacher**



Life-Like Proto 2000 "Moore & Company Warehouse", 433-1372  
Woodland Scenics "Deciduous Trees", 785-1103  
modeled by **Don Taschner**



Walthers Cornerstone "Milwaukee Beer & Ale", 933-3024  
Bar-Mills Wood Billboard Kit "Buy War Bonds", 171-92501  
modeled by **Randy Meyer**



Bachmann Spectrum "Department Store", 160-88006  
modeled by **Venita Lake**



Walthers Cornerstone "Goldenflame Fuel Co.", 933-3087  
includes Scalehouse/Office, Storage Bins, Oil Tanks, and Pump House  
Life-Like SceneMaster "Dump Trucks", 433-1617  
modeled by **Rick Lake**



Walthers Cornerstone "Front Street Warehouse", 933-3069  
modeled by **Hank Kraichely**



Design Preservation Models (DPM) Gold Kit  
"Entertainment District", 243-403

Includes two buildings and extra metal detail castings (the smaller building is shown below, the other is across the street from the department store)

modeled by **Roxy Metzler**



Design Preservation Models (DPM)  
"Pam's Pet Shop", 243-202  
modeled by **Paul Metzler**



Design Preservation Models (DPM)  
"Cutting's Scissor Co.", 243-103  
modeled by **John Hardy**



Atlas "Lumber Yard and Office", 150-750  
Life-Like "Stake Trucks", 433-1618  
modeled by **Jack Templeton**



Walthers Cornerstone "Concrete Street System", 933-3138 (2 kits were used)  
Walthers Cornerstone "Brick Street System", 933-3139 (1 kit)  
Walthers Cornerstone "Street Track Insert Set", 933-3140 (1 kit)  
Life-Like SceneMaster "Coupe Cars", 433-1616  
Life-Like SceneMaster "Automobiles", 433-1620  
Life-Like SceneMaster "Pickup Trucks", 433-1613  
Life-Like SceneMaster "Larry's Car Lot", 433-1324  
modeled by **Richard Schumacher**



The "Street Track Insert Set" is used to create all of the grade crossings on this layout.

Walthers Cornerstone "Trackside 3-Piece Set with Accessories", 933-2800 includes Interlocking Tower, Speeder Shed with Speeder, Crossing Shanty and two Crossing Gates



A grade crossing through a turnout is easy if you use the Walther's "Street Track Insert Set" to create it.

American Model Builders LaserKit "West End Exchange", 152-146 Life-Like SceneMaster "Construction Scene", 433-1322 modeled by **Craig Brown**

*If you're building your own version of this layout, this structure could be omitted to provide more room for the Goldenflame and Front Street Warehouse docks and lots.*

See the color versions of these photos at <http://www.gatewaynmra.org/project09.htm>



---

## Division Minutes

*Recorded by Dave Bartz, Clerk*

### Gateway Division Meeting Minutes for February 17, 2003

The meeting began at 7:10 pm with Ken Thompson introducing **Brad Joseph**, who gave a slide show presentation about **Union Pacific** and related railroads in the Wyoming and Utah areas. These slides were taken during a fan trip to that part of the country the end of March and early April 2002. Brad had many interesting photos of the UP from Helper Utah to Soldier Summit. Other rail lines that Brad captured with his expert use of his camera are Utah RR, Bad Water Western RR, BNSF RR, and the Montana Rail Link RR. Brad's commentary and narration during the slide show was both informative and entertaining.

This was a very good presentation and we wish to thank Brad for sharing his photographs with us and for bringing his equipment to the meeting for our members to enjoy.

The business meeting began at 8:15 pm and was opened by Assistant Superintendent, Mike Thomas.

**Visitors:** We had one visitor to the meeting, Kevin Feeney, who is from Connecticut. Kevin is in the St. Louis area to work on his Doctorate Degree in a railway related subject.

**Minutes:** John Schindler moved to accept the minutes of the January 20, 2003 meeting as presented and Dave Lyons gave the second. Approved.

**Treasurer's Report:** John Schindler moved to accept the treasurer's report dated February 16, 2003, and Ron Kraus gave the second. The treasury has an ending balance of \$39,155.60. Approved.

#### Old Business

**A P Awards:** Don Taschner reported that Jim Anderson has submitted the paperwork for the Association Official award.

**Missouri History Museum Layout:** Brad Joseph reported that the layout has been moved from the home of Rich Laux to his Chrysler dealership showroom in Belleville, IL. The original support legs and the base built by the museum have also been delivered along with the layout. Brad is negotiating with the Belleville Labor and Industry Museum to place the layout on display in their building. The Museum is interested, but has not given an "OK" to take possession of the layout at

this time. The layout will be donated to the museum "free of charge".

**Gateway Central X Project Layout:** The layout was transported to the show in St. Charles on January 25, 2003. The sale of raffle tickets was very poor. The layout will be taken to the GATS show in Wentzville on March 15 & 16, 2003. A sign-up sheet was circulated among the members to obtain volunteers to work at least one shift during the show. Some of the buildings still need to be glued to the layout.

**Metal Wheelsets:** There was no additional information at this meeting, as to when the wheel sets will be available.

**NMRA Long Range Plans:** The Long Range Plan for changes in the NMRA was adopted at the BOT meeting in Seattle. It was unclear at this Gateway meeting whether the "Plan" will be submitted to all the members for final approval. One of the provisions of the plan state that there will be unified dues collected by the National NMRA. The new dues will be \$48.00 per year for each member, with \$3.00 going to the Region for each member of the NMRA. There will be no compensation from the collection of these dues down to the Division level.

**2004 Gateway Regional Convention:** John Schindler reported that after investigation, he and a small committee have decided to hold the 2004 Convention at the Collinsville Convention Center. The dates for the convention are June 4, 5 & 6, 2004. The local hotels in the Collinsville area will be used for out of town attendees. John will be contacting Gateway members to obtain the necessary volunteers to make the convention a success.

#### New Business

**New Members:** Hank Kraichely reported that he has been in contact with the NMRA President and presented him with a proposed "Membership Contest". This contest is to involve all current NMRA members who will recruit new members or re-rail delinquent members. The contest will run during the months of May and June 2003. There will be a prize for the member in each region that has re-railed or obtained the largest number of new members. There will be a Grand Prize for the member who has re-railed or obtained the largest number of new members for the entire NMRA. There is to be a minimum involvement by that staff at NMRA Headquarters and the prizes will be donations obtained from various vendors or dealers. This is in an effort to have a minimum impact on the finances of the NMRA.

**Pike Registry Violations:** A reminder was made that the Union Pacific RR is enforcing any



violations of their trademark or logo and that permission must be obtained to use those items.

**50:50:** collected \$26.00 and \$13.00 was won by Mike Barry.

**Adjournment:** Dick Wegner moved that the meeting be adjourned at 9:05 pm and Jack Templeton gave the second. Approved.

**Attendance:** 22 members and 1 visitor.

---

## Division Minutes

*Recorded by Dave Bartz, Clerk*

### Gateway Division Meeting Minutes for March 17, 2003

The meeting began at 7:05 pm with Mike Thomas introducing **Dave Bartz**, who presented a clinic on the construction of **Dwarf Signals**. Dave passed photographs, "exploded" assembly parts examples, and completed and operating dwarf signals to all the members in attendance for their close examination. Dave used an overhead projector to supplement his narrative with part and assembly drawings to help understand the steps in making the dwarf signals. At the conclusion of Dave's presentation there followed a question and answer period with many interesting questions. Dave furnished a handout, which contained all 30 steps used to make the signals as well as the drawings showing all the part dimensions.

Mike Thomas then introduced Bob Amsler who gave a short clinic on the use of dwarf signals and their different configurations, which included Dwarf Semaphore units.

Our thanks to Dave and to Bob for their efforts in preparing for the clinics which give us additional information about "railroading".

The business meeting began at 8:05 pm and was opened by Superintendent Bob Amsler.

**Visitors:** We had 3 visitors to the meeting, Kirk and Keith Yates and Carl Schoenberg. Kirk and Keith are interested in reviving their HO layout and learning all aspects of model railroading. Carl has submitted his application to join our Division and hopes to be present at many of our meetings. A warm welcome was given to all 3 visitors.

**Minutes:** John Hardy moved to accept the minutes of the February 17, 2003 meeting as presented and Don Taschner gave the second. Approved.

**Treasurer's Report:** Rich Laux moved to accept the treasurer's report as dated March 17, 2003,

and John Hardy gave the second. The treasury has an ending balance of \$39,617.52. Approved.

#### Old Business

**A P Awards:** Don Taschner reported that Jim Anderson is still waiting to hear confirmation concerning his application for earning the Association Official award.

**Missouri History Museum Layout:** Discussions were tabled until additional information is available. The layout remains at the Joseph's Chrysler Dealership at this time.

**Gateway X Project Layout:** John Schindler is storing the layout in his home and is allowing and helping with the work needed to complete the layout. Future workdays will be scheduled and posted by Bob Amsler to hopefully finish the layout's final scenery and buildings placement. There are no additional venues scheduled to show the layout, for selling additional raffle tickets. The raffle ticket sales at the GATS show in Wentzville on March 15 & 16 generated \$297.00 for our Division. The final raffle and drawing for the winner will take place at the Museum of Transportation During the first weekend in October.

**Metal Wheelsets:** John Hardy reported that the wheel sets were scheduled to ship to him on March 14th or 17th, 2003. John has ordered 6,000 sets and has commitments from our members to purchase 3,600. A wheel set is one axle with two wheels and sells for 50¢. See John Hardy to place an order for sets or to pay for sets that were previously placed on order.

**NMRA Long Range Plans:** John Hardy reported that the LRP is still being discussed and revisions are still being considered. John stated that the general membership would vote on the final approval when the Plan is finalized. It is not known at this time if a vote will be taken on individual sections of the Plan or if the vote will be on the Plan in its entirety.

The Plan now calls for a single dues payment to be paid to the National, with no dues payments made to each Region or Division. The Region would receive a small reimbursement for each member who paid dues, but the Divisions would not receive anything. It is possible that Regions and Divisions would charge for their publications, and that individual members would purchase their own subscriptions.

John suggested that members who want to have their opinions and suggestions considered by the LRP Committee; voice those concerns on the NMRA website under the "General" section.

**2003 Fall Meet:** Mike Thomas reported that the fall meet is progressing on schedule and will be held on November 1, 2003 at Trinity Lutheran

Church. Mike is seeking volunteers to present clinics at the meet and is investigating the possibility of inviting various clubs to bring their layouts to the meet. Mike took a survey of several vendors at the recent GATS to obtain contact information and to try and determine if they would be interested in selling at our Fall Meet. This information will also be valuable in planning the Regional Meet in 2004.

**Clinics:** Mike Thomas asked the members in attendance that had not previously completed a survey on the giving of clinics, to complete a form he distributed at this meeting. This is being done to build up a continuing list of clinicians for our future meetings.

**Membership Drive:** Hank Kraichely reported that there has been a change in the dates for the Membership Contest. The dates have been changed from May and June 2003, to Sept., Oct. and Nov. 2003. These changes will allow for the time necessary to complete all the details of the contest and to inform all of the NMRA membership and encourage them to participate. In addition to the prizes given to the individual in each Region for the most new or re-railed members that they signed up, and to the member who obtained the largest number of new or re-railed members for the entire NMRA, there has been a new category and prize added. The new category will include everyone who signs up or re-rails at least one member. They will have their name placed into a drawing at the conclusion of the contest for a new steam locomotive.

A list will be made available in each Division, which will contain the names of all delinquent members for the past 2 years. This will be a valuable aid in the "re-railing" of past members.

#### New Business

**MCoR Director:** John Hardy announced that Pete Smith is the new director for Southern IL and will serve at least a one year term.

**Membership Directory:** It was announced that the new membership directory is complete and is waiting to be printed. Bob Amsler will investigate and hopefully speed up the printing process.

**Division Clothing:** Bob Amsler asked that members who have indicated they want to purchase clothing with the Division Logo on them, to indicate their respective sizes so the items can be ordered.

**50:50:** collected \$39.00 and was won by Paul Metzler.

**Adjournment:** John Hardy moved that the meeting be adjourned at 9:05 pm and Don Taschner gave the second. Approved.

**Attendance:** 29 members and 3 visitors.

---

## Division Minutes

*Recorded by Dave Bartz, Clerk*

### Gateway Division Meeting Minutes for April 21, 2003

The meeting began at 7:05 pm with Mike Thomas introducing **Ron Kraus** who presented a clinic on modeling a "Lineside Industry" consisting of a **Cement Storage and Distribution facility**. Ron explained that due to space restrictions he used "selective compression" when determining what items to include in the cement facility. The limestone quarry and crusher are not seen, but are "behind" a bluff on the Mississippi River. Ron explained several different ways to use Walther's Medusa Cement and Western Coal Loading structures to simulate a large cement operation. Ron also included information on the various types of rolling stock that can be used effectively with a cement facility.

Our thanks to Ron for his presentation, which included helpful printed information.

The business meeting began at 7:30 pm and was opened by Superintendent Bob Amsler.

**Visitors:** There were no visitors to this meeting.

**Minutes:** Rick Lake moved to accept the minutes of the March 17, 2003 meeting as presented and Richard Wegner gave the second. There were 3 corrections to the minutes: corrected the spelling of member Kirk Yates first name, the addition of the word "Official" to Jim Anderson's AP Award and to change the date of the fall clinic from November 2, 2003, to November 1, 2003. The minutes were then Approved.

**Treasurer's Report:** John Hardy moved to accept the treasurer's report as dated April 20, 2003, and Rick Lake gave the second. The treasury has an ending balance of \$39,642.27 Approved.

#### Old Business

**A P Awards:** Don Taschner reported that Jim Anderson has received his award for Association Official which he earned by serving 3 years as the Gateway Division Director to MCoR. Congratulations to Jim, and thanks for 3 years of faithful service.

**Missouri History Museum:** Discussions were tabled until additional information is available.

**Gateway X Project Layout:** The layout is being stored at the home of Joanne and John Schindler where work to complete the layout is encouraged. The members who still have not completed their structures are asked to do so quickly and deliver them to the layout or to John.

The raffle and the drawing for the layout will take place at the Museum of Transport during the first weekend in October.

**Metal Wheelsets:** John Hardy reported that he is still waiting for the wheel sets to be delivered to him. John is trying to determine the reason for the delay in delivery.

**2003 Fall Meet:** Mike Thomas reported that the fall meet is progressing on schedule and will be held on November 1, 2003 at Trinity Lutheran Church. Mike is still seeking a few more volunteers to present clinics for the meet. Anyone interested please contact Mike. Surveys taken at the recent GATS and Boeing show indicate that the vendors from GATS are not interested in a one day show, but some vendors from the Boeing show would be interested in the fall meet.

**Clinics:** Mike Thomas still needs volunteers to present clinics for some remaining monthly meeting this year. Please consider sharing some of your expertise with the rest of our members and volunteering to give a clinic.

**2004 MCOR Convention:** John Schindler reported that a planning meeting was held with all department "Chairs" present. The convention is on schedule and many items have been finalized. The area for the train show has been increased and will be held in half of the Great Hall instead of half of the Ballroom.

**Membership Drive:** Hank Kraichely reported that he has received 9 Atlas locomotives to be used as a portion of the prizes for recruiting new members or re-railing past members.

**Membership Directory:** To expedite the printing of the membership directory, which has been completed since January 2003, Venita Lake has agreed to get the directory published "as is".

**RPO:** Superintendent Bob Amsler asked for volunteer(s) to become the editor(s) of the *RPO*. This is being done to keep the *RPO* on a schedule of 4 publications per year.

**Gateway Division NMRA Challenge Grant:** Bob Amsler reported that the Gateway Division's grant to the NMRA of \$15,000.00 has been added to and joined by the MCOR Region in the amount of \$15,000.00 and by the Turkey Creek Division in the amount of \$15,000.00 and by another donor in the amount of \$5,000.00, for a total of \$50,000.00. This has resulted in a new name for this fund – the "Heart of America Development Fund". Another change to our original fund regulations is that the fund will have at least \$50,000.00 and may be increased whenever the BOT or officers believe additional capital is required to fund projects. An Amendment was made and seconded to have the NMRA submit bank statements and the

status of projects using the fund within 1 month of each BOT meeting Approved.

#### **New Business**

**Regional Report:** John Hardy reported that there is a wealth of information concerning the 2003 NMRA National Convention on the NMRA website. He also reported that there was only a small concern about the SARS illness that is in the Toronto area.

John reported that Gordon Belt has been replaced by Bret Lambert as head of the NMRA Library.

John also reported that the BOT has asked the treasurer of the NMRA to keep all the regions more up to date with the financial status of the organization. In the last 6 months the NMRA has had a surplus of \$44,000.00.

**50:50:** collected \$39.00 and was won by Jim Ables.

**Adjourned:** John Hardy moved that the meeting be adjourned at 8:30 pm and Dave Lyon gave the second Approved.

**Attendance:** 31 members and no visitors.

---

## Division Minutes

*Recorded by Dave Bartz, Clerk*

### Gateway Division Meeting Minutes for May 19, 2003

The meeting began at 7:08 pm with Mike Thomas introducing **Brian Post** who presented a clinic on the **installation of DCC sound decoders** into both steam and diesel locomotives.

Brian did not offer step by step installation instructions, but rather gave general guidelines to be followed to have a successful installation.

- Always make your installation as neat as possible.
- Test decoders before any installation.
- Test locomotives thoroughly before installation.
- Use the biggest speaker that you can fit in the locomotive or tender.
- "Plug and play" sound decoders do not always include all running and sound features.
- Speaker location and installation may be the most difficult part of the installation.
- Write complete instructions and notes about your installation concerning: speakers, light bulbs, programming decisions, wire colors and any other short cuts you may have used

so you can refresh your memory for similar installation or for trouble-shooting problems.

- Use a soldering iron to heat, heat-shrink tubing - do not use electrical tape.

Our thanks to Brian for his helpful and informative presentation (do I really understand Hexi-decimals?)

The business meeting began at 8:20 pm and was opened by Superintendent, Bob Amsler.

**Visitors:** We had 2 visitors to the meeting, James Weinman, who also joined the Gateway Division and Dave Johnson. A warm welcome to both visitors.

**Minutes:** John Hardy moved to accept the minutes with the correction of \$44,00.00 to \$44,000.00, in the regional report. Brian Post gave the second. Approved.

**Treasurer's Report:** Jim Anderson moved to accept the treasurer's report as dated May 18, 2003, and Gary Gross gave the second. The treasury has an ending balance of \$35,147.59 Approved.

#### **Old Business**

**A P Awards:** no report.

**Missouri History Museum Layout:** Brad Joseph reports that the Belleville Labor and Industry Museum has still not reached a final decision to accept the layout made for the St. Louis History Museum. Brad has mentioned that if the Belleville Museum does not accept the layout, he might purchase the layout for use in the Joseph Chrysler Dealership Showroom.

**Gateway X Project Layout:** The layout is still being stored at the home of John and Joanne Schindler. The layout will be brought to the July Gateway Division Meeting at Trinity to serve as the monthly clinic and to try and complete all unfinished areas. The raffle and drawing for the layout will take place at the Museum of Transport during the first weekend in October.

**Metal Wheelsets:** 4,500 metal wheel sets have been delivered and 3,300 have been sold as of this date. J. B. Manufacturing is experiencing difficulties and may be going out of business. Red Board Hobby has paid in full for all 4,500 wheel sets that were ordered. The Gateway Division may stand to lose approximately \$350.00 if the remaining wheelsets are not delivered. Hank Kraichely and John Hardy are continuing to resolve this matter.

**Clinics:** Mike Thomas announced the following schedule for upcoming clinics:

June—Dave Lotz will present on various aspects of Passenger cars

July—Complete the Project X layout

August—John Schindler will host a clinic on "operations"

September—Paul Metzler will give a clinic about "scenery"

October—Don Gathright will give a clinic about electric railway operations

November—the Division Christmas Party (Ron Gawedzinski will make a presentation about his trip riding railways in Alaska)

December—open

**Fall Meet:** Mike Thomas reported that everything is moving along per schedule for the fall meet. A show of "hands" was taken to determine if there was enough interest in attendees purchasing supplies and figures for approximately \$14.00, to have a hands-on "figure" painting seminar at the meet. Rich Laux will give the seminar. Based on the interest shown, that seminar will be considered to be added to the Fall Meet.

**2004 MCOR Convention:** Bob Amsler reported that the contract has been signed for the Gateway Center for the convention. The next planning meeting for the convention will be held at the Schindler's home on June the 9th at 7:00 pm.

**Gateway Division Challenge Grant:** Bob Amsler reported that the status of the Challenge Grant has not changed since the last meeting. John Hardy and Bob Amsler hope the final wording of the Grant and the signing of the document can be completed at the 2003 Regional Convention in Kansas.

**Dues:** Ken Thompson reminded the membership that June 1st is the time to renew and pay for your annual membership. Please contact Ken and bring your dues up to date.

**Gateway Clothing:** Paul Metzler reported that he is taking orders for polo shirts with the Gateway Logo on the front upper left side of the shirt. The cost of a shirt is \$16.00. There is an additional charge of \$1.00 for a pocket, \$2.00 for XX and XXX sizes, and \$10.00 for a large prototype logo embroidered on the back of the shirt. Ball caps with the Gateway logo are "something less" than \$12.00. Contact Paul to place your order and additional information.

**50:50:** collected \$32.00 and \$16.00 was won by Bob Amsler.

**Attendance:** 28 members were present and 2 visitors.

**Visit us online:**

**<http://www.gatewaynmra.org>**